




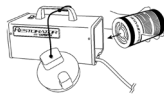
## Restorator® Instructions For Use

Fig. 1



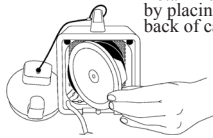
Turn off machine. Lift off cartridge lid & discard clear film liner. Cartridge life is rated at 270 hours.

Fig. 2



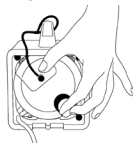
Insert open end of cartridge into back of machine, seating firmly against internal gasket. If substantial oil leakage is evident, do not use.

Fig. 3



Retain lid for storage by placing against back of cartridge.

Fig. 4



Install spring-loaded cover plate against cartridge lid & twist to lock into place.

Fig. 5



To operate, plug cord into power outlet. Always unplug Restorator before removing cartridge. The cord can be coiled for storage in the back of the rear cover plate.

This unit delivers odor-neutralizing dry vapor for permanent odor control. It does not produce ozone, hydroxyl, or any added moisture. This product is safe to use in occupied spaces. For use instructions, safety guidelines, and cartridge best practices, please visit us online.

FOR USE & OPERATION MANUAL VISIT  
[WWW.VAPORTEK.COM](http://WWW.VAPORTEK.COM)

For maximum performance, replace cartridge after 270 hours of use.



NRTL/C

115 Volts  
50/60 Hertz  
14/11 Watts

20-2123